















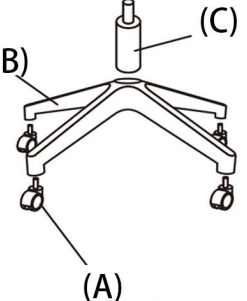
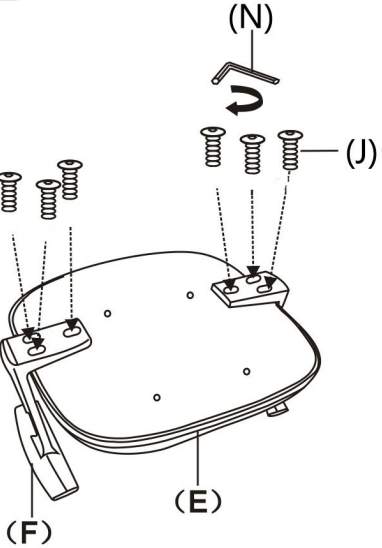
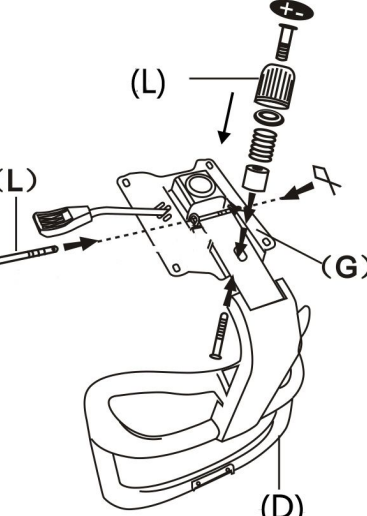
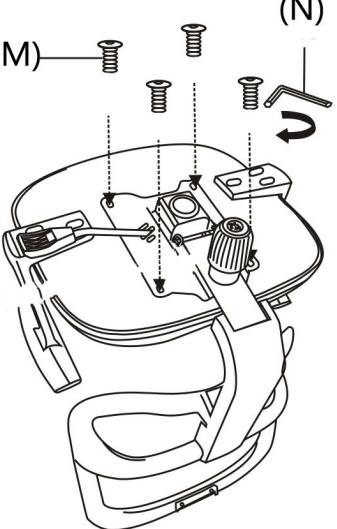
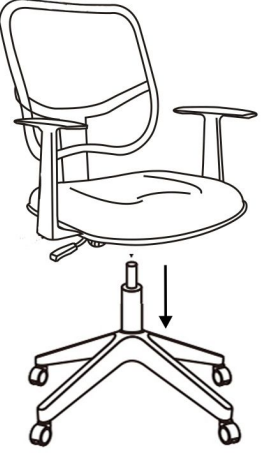


ASSEMBLING INSTRUCTION

(A)CASTER	(B) BASE	(C) GASLIFT	(D) BACK	(E)SEAT						
 X5										
 X2										
J.  X6 6X30MM K.  X1 L.     X1 M.  X4 6X20MM N.  X1 5MM										
					A 	B 	C 	D 	E 	F 